

fair dinkum builds

RESIDENTIAL | COMMERCIAL | RURAL

“The horses have
never been happier!”

Ken & Suzie, Maudsland QLD

Sheds
Patios
Garages
and more!



SEE INSIDE
FOR DETAILS! →



GET THE
FREE APP!



GET A FREE QUOTE
1800 033 284

OR VISIT

fairdinkumbuilds.com.au

fair
dinkum
builds™

for keeps™

CONTENTS



FEATURES

- 16** A DREAM BARN FOR HORSES
- 18** ROOF AND WALLING PROFILES
- 20** COLOURS AND FINISHES
- 22** WHY IS ROOF PITCH IMPORTANT?
- 23** CHOOSE YOUR DOORS
- 24** CUSTOMISE YOUR EXTRAS
- 25** OUR NETWORK
- 26** TOP 10 BUYING GUIDELINES
- 27** THE NEXT STEPS

RESIDENTIAL

- 10** RESIDENTIAL SHEDS
- 11** GARAGES
- 12** CARPORTS & GARAPORTS
- 13** PATIOS & PERGOLAS
- 14** RESIDENTIAL INSPIRATION

COMMERCIAL

- 15** COMMERCIAL SHEDS
- 16** INDUSTRIAL WAREHOUSES
- 17** OFFICE BUILDINGS

- 18** SELF-STORAGE
- 19** COMMERCIAL INSPIRATION

RURAL

- 20** RURAL SHEDS
- 21** BARNs
- 22** EQUINE



1800 033 284



fairdinkumbuilds.com.au



[@fairdinkumbuilds](https://www.facebook.com/fairdinkumbuilds)



[@fairdinkumbuilds](https://www.instagram.com/fairdinkumbuilds)

Made with
genuine
COLORBOND®
steel



Get your **FREE** quote today! Call us on 1800 033 284

Meet Fair Dinkum Builds

Our new brand is here to take one of Australia's oldest and most established industries by storm.

Fair Dinkum Builds was launched to market in March 2021, flagging a very different spin on one of Australia's oldest and most established industries.

Formerly known as Fair Dinkum Sheds (FDS), the new exciting brand builds on a 30-year legacy while looking to what customers are really looking for.

Mark Cash, National Distribution and Franchise Manager, said the shed and patio is often looked at as a steel structure with walls and a roof – not in terms of the value it adds to people's lives.

"For too long, the industry has looked at the shed as a structure – asking questions like what colour it should be, how many doors and so on.

"At Fair Dinkum Builds, we want to know things like what they're going to use it for so we can design something that truly meets their needs.

"That way, we can make sure the design really suits them and it includes the small things that go a long way – things like insulation, mezzanine floors, high capacity gutters to stop overflow damage, fire resistant panels near boundaries, architectural cladding and more.

"After all, the humble shed and patio isn't just that anymore – it could be a hobby wood working space, a home gym, a commercial office, an equine facility or something else.

"That's when you know you've given the customer what they need – when it enriches their lives and does what they want it to do."



Why choose us



National network of experts

Over 140 outlets nation-wide, with over 30 years' experience.



30-year warranty

We stand by our systems. That's why we offer a 30-year warranty.



Quality materials

We only use quality materials, hand-picked for your job.



We're safe and compliant

You can trust us. We're ShedSafe® accredited and we design to code.



Get it fast

We manufacture and deliver fast so you can get on with living.



It's your design


We design just what you need and leave out anything you don't.

OUR RESIDENTIAL RANGE


SHEDS

The great Aussie shed can be as unique as our DNA. From extra storage, to a garage, workshop, home office or recreational space, a shed can provide many lifestyle benefits.

1. POOL HOUSE SHED
6m x 9m x 2.4m



2. HOME OFFICE
7m x 6m x 3m



3. MONOPITCH WITH EAVE OVERHANG
6m x 9m x 2.7



4. SKILLION GARAGE WITH LEAN-TO
3m x 6m x 3m with 3m lean-to



5. SKILLION WITH LEAN-TOS
4m x 12m x 3.6m with 4m lean-tos



6. LIVEABLE SHED
32.5m x 12m x 3.2m



7. MODERN SKILLION STORAGE AND WORKSHOP SHED WITH LEAN-TO
9m x 6m x 3m with 3.25m lean-to off each side



8. LARGE STORAGE SHED
6m x 7m x 2.7m



*Sizes are indicative only. All measurements should be checked prior to purchase.

GARAGES

Whether it's a single garage, a multi car garage, or even a workshop, we can help you come up with a design that is right for you.



9. SKILLION GARAGE WITH LEAN-TO
7m x 6m x 3m with 4m lean-to. *Non-standard eave linings pictured.*



10. MULTI-PURPOSE RESIDENTIAL GARAGE
20m x 9.5m x 4m with mezzanine floor



11. TRIPLE DOOR GARAGE WITH EAVES ALL AROUND
10m x 10m x 3m



12. DOUBLE GARAGE WITH GABLE ROOF
7m x 9m x 3m



13. STAND-ALONE GARAGE
5m x 9m x 3.5m



14. 4 BAY GARAGE
18m x 8m x 2.7m



15. STYLISH SKILLION WITH SLIDING GLASS DOORS
6m x 9m x 2.5m

**Sizes are indicative only. All measurements should be checked prior to purchase.*

CARPORTS & GARAPORTS

With a range of designs and roof profiles, our carports and garaports can be customised to complement surrounding buildings, in a colour combination and size to suit your needs.

16. LARGE OPEN GABLE CARPORT
7m x 8m x 2.5m



17. DOUBLE DUTCH GABLE ROOF CARPORT
6m x 6m x 2.7m



18. TRIPLE FLAT ROOF CARPORT
9m x 5.5m x 3.1m



19. TRIPLE GABLE ROOF CARPORT + GABLE INFILL
9m x 5.5m x 2.7m



20. DOUBLE GARAGE WITH FRONT GARAPORT
8m x 6m x 2.4m enclosed shed with 3m Garaport



21. DOUBLE GARAGE WITH END GARAPORT
6.5m x 6m x 2.9m



22. STORAGE SHED WITH GARAPORT
6m x 15m x 2.7m




23. DOUBLE GARAGE WITH FRONT GARAPORT
7.5m x 18m x 3m

*Sizes are indicative only. All measurements should be checked prior to purchase.

PATIOS & PERGOLAS

We offer a range of options when it comes to patios and pergolas, so you can create a functional and enjoyable outdoor space that suits you.

24. FLYOVER FLAT PATIO AWNING



25. INSULATED FLAT ROOF PATIO AWNING



26. GABLE PATIO AWNING SUNSET ROOF - 22 DEGREE ROOF PITCH



27. GABLE PATIO AWNING SUNSET ROOF
22 degrees with 3 spoke open decorative infill



28. GABLE PATIO AWNING CORRUGATED ROOF
22 degrees with closed ends using twinwall polycarbonate



29. OPEN GABLE CARPORT MONOCLAD ROOF
Great for boats & higher vehicles



30. FLAT ROOF PATIO
Monoclade with polycarbonate light panel



31. DUTCH GABLE CARPORT

**Sizes are indicative only. All measurements should be checked prior to purchase.*

OUR COMMERCIAL RANGE

SHEDS & GARAGES

You need a space that will work for your business. From large mixed-use buildings to partitioned offices or storage areas, your commercial shed or garage can be designed to suit your business perfectly.

32. COMMERCIAL SHED AND GARAGE
13.5m x 19.6m x 3.0m + Garage 8.9m x 9.3m x 4.2m



34. INDOOR RECREATIONAL SHED
25m x 16m x 6m with 3m lean-to



35. LARGE CLEAR SPANS SHED
36m x 20m x 6m



36. LARGE INDUSTRIAL COMMUNITY SHED
24m x 16m x 5m



37. INDUSTRIAL SHED
15m x 15m x 3.8m



38. SKILLION ROOF SHED
4m x 16m x 4.3m with 4m Lean-to (1.3m drop)

**Sizes are indicative only. All measurements should be checked prior to purchase.*

INDUSTRIAL WAREHOUSES

From small to very large warehouses, we can purpose-design your next build. Customise with mezzanine flooring, partition walls, commercial roller doors, personal access doors, insulation and more.

39. LARGE INDUSTRIAL WAREHOUSE WITH LEAN-TO
18m x 15m x 4.4m



40. INDUSTRIAL UNIT WITH MEZZANINE FLOOR
10m x 20m x 5m



41. OPEN SIDE & FRONT SHED
9m x 18m x 4.7m



42. LARGE INDUSTRIAL SHED
18m x 20m x 6m with Eltrak sliding doors



43. INDUSTRIAL SHED
8m x 13.5m x 3.4m



44. SMALL - MEDIUM HANGARS
9m x 10m x 4m



45. AIRCRAFT HANGAR
10m x 12m x 3m with hangar outrigger sliding doors

*Sizes are indicative only. All measurements should be checked prior to purchase.

OFFICE BUILDINGS

Our builds are purpose-designed so that you have the office space that will meet the needs of your specific business, location, budget and customers.

46. MULTI-USE SHED WITH OFFICE
10m x 12m x 5m main shed with a 2.7m high step down



47. CUSTOM INDUSTRIAL SHED
9m x 24.5m x 4.2m with zero drop lean-to 3.5m x 14m



48. INDUSTRIAL SHEDS
7m x 15m x 5m (Left), 9m x 9m x 4m (Right)

**Sizes are indicative only. All measurements should be checked prior to purchase.*

SELF-STORAGE

We understand your customers want a self-storage solution that's safe, secure, easy to access and will protect their prized possessions.

49. MULTI-BAY SELF-STORAGE FACILITY
54m x 18m x 3.8m



50. SELF-STORAGE BAY
3m x 9m x 3.8m



51. SELF-STORAGE FACILITY WITH SIDE ACCESS ROLLER DOORS
54m x 18m x 3.8m



52. SELF-STORAGE FACILITY
27m x 9m x 2.7m



53. INDUSTRIAL STORAGE SHED WITH INTERNAL PARTITION WALLS
30m x 9.2m x 4m



54. SELF-STORAGE FACILITY
27m x 9m x 2.7m



*Sizes are indicative only. All measurements should be checked prior to purchase.

OUR RURAL RANGE

SHEDS

From open bay sheds for easily accessed machinery to large enclosed sheds to safely store supplies, your shed can be designed to best suit your rural property's needs.

55. SHED OF THE YEAR 2019
12m x 8m x 3m



56. OPEN THREE BAY SHED
6m x 9m x 2.7m



57. FARM SHED WITH ONE OPEN & TWO ENCLOSED BAYS
7.5m x 18m x 3.5m




58. SHED WITH GARAPORT
8m x 15m x 4m



59. MULTIPLE USE STORAGE SHED WITH THREE ENCLOSED BAYS
13m x 9m x 3.4m



60. FOUR BAY SHED
8m x 14m x 4m



61. LARGE MEZZANINE
12m span with safety railings and stair access

**Sizes are indicative only. All measurements should be checked prior to purchase.*

Get your FREE quote today! Call us on 1800 033 284

BARNs

AMERICAN, AUSSIE AND QUAKER

Our range of barns are easily customised to create the right size and shape for you. Plus add extras like windows, doors, mezzanine floors, insulation and more.

62. AMERICAN BARN WITH STABLES
12m x 8m x 2.82m with 4m lean-to



63. LARGE AMERICAN BARN WITH FOUR ROLLER DOORS
6m x 8m x 3.9m with 3.2m lean-tos



64. COMMERCIAL AMERICAN BARN
5m x 16m x 5m with 5m lean-tos



65. CLASSIC AMERICAN BARN - 1 ROLLER DOOR
3.5m x 6m x 3.6m with 3m lean-tos



66. AMERICAN BARN - 2 ROLLER DOORS
7m x 7.5m x 3.5m with 3m lean-tos



67. LARGE AMERICAN BARN - 3 ROLLER DOORS
5m x 7.5m x 4.5m with 5m lean-tos



68. MONSTER AMERICAN BARN - 3 ROLLER DOORS
10m x 20m x 5m with 7m lean-tos



69. AUSSIE BARN
3m x 6m x 3m with 3m lean-tos



70. AUSSIE BARN - 3 ROLLER DOORS
6m x 9m x 3.2m with 3m lean-tos



71. QUAKER BARN WITH TRIPLE ROLLER DOOR
9m x 12m x 2.4m



72. QUAKER BARN - ONE ROLLER DOOR
7.5m x 7.4m x 3.2m



73. QUAKER BARN WITH LARGE ROLLER DOOR
8m x 12m x 2.7m



*Sizes are indicative only. All measurements should be checked prior to purchase.

EQUIPMENT & FEED STORAGE

Whether you're after a large hay shed or somewhere to store farm equipment or stock, we can customise a design to suit your exact requirements. Choose open bays, closed bays, and even divider walls. Roller doors or steel sliding doors can be added wherever you wish.



74. HAY / MACHINERY SHED
36m x 12m x 5m



75. MACHINERY SHED
18m x 20m x 4.2m



76. LARGE OPEN FRONT & SIDE SHED
10m x 15m x 4.9m



77. OPEN FRONT
12m x 10m x 3.6m



78. FARM SHED WITH TWO UNEVEN OPEN & ONE ENCLOSED BAY
9m x 16m x 3.8m



79. SMALL MACHINERY SHED
12m x 16m x 3.8m



80. FARM SHED WITH THREE OPEN & TWO ENCLOSED BAYS
8m x 20m x 3.6m



81. FARM SHED WITH GARAPORT & SLIDING DOORS
15m x 25m x 5m

**Sizes are indicative only. All measurements should be checked prior to purchase.*

Get your FREE quote today! Call us on 1800 033 284

STABLES, BAYS & SHELTERS

Whether horses are your hobby or your business, we have a wide range of stables, bays and shelters that can be customised for you.

82. RURAL SHED WITH CUSTOM STABLES
12m x 8m x 2.82m with 4m lean-tos



83. HORSE SHELTER SINGLE
3.1m x 3.1m x 2.7m (low end)



84. HORSE SHELTER - LARGE DOUBLE
7.7m x 3.8m x 2.7m (low end)



85. HORSE STABLES
4m bays with Champion stable products



86. RIDING ARENA
12m x 18m x 3m



87. LARGE STABLE WITH LEAN-TOS
4.5m x 12m x 4.2m with 4m lean-tos



88. AUSSIE BARN WITH STABLES
3.5m x 9m x 3.5m with 3.5m lean-tos



*Sizes are indicative only. All measurements should be checked prior to purchase.

A dream barn for a boutique horse property

Three years ago, Ken and Suzie Muldoon moved to a rural property in Maudsland, near the base of Mount Tamborine in South East Queensland.

The idyllic country location was chosen as a place to nurture Suzie's and her daughter Phoebe's love of dressage, and build a picture-perfect barn complete with stables for their horses.

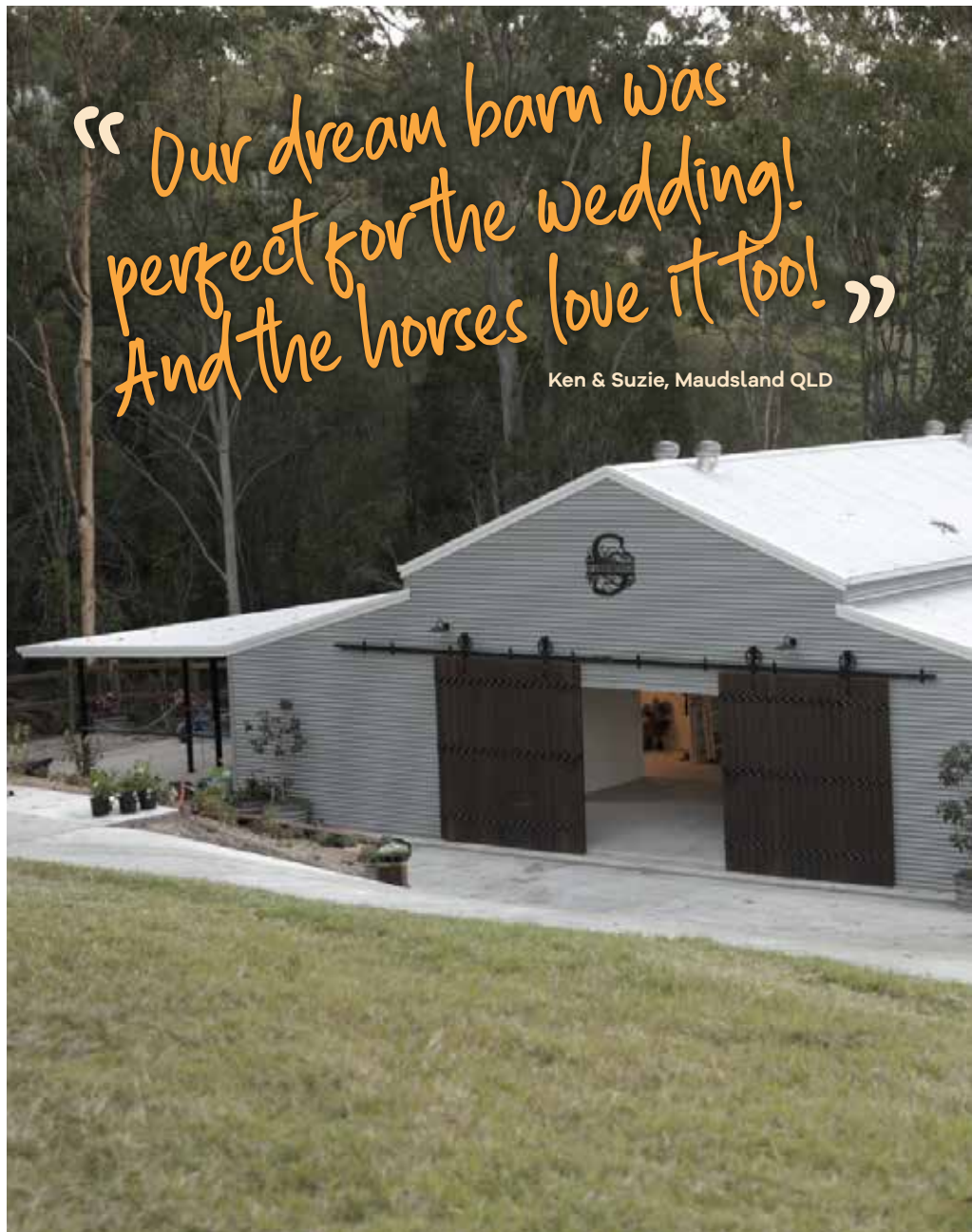
Not least on Ken and Suzie's immediate 'to do' list was organising their impending wedding, which they wanted to celebrate on their dream property. The new barn, positioned in a romantic natural bush setting, was to host 100 guests but needed to be built in time for the nuptials.

The couple's wish became a reality with local Fair Dinkum outlet, *Sheds Galore* completing their beautiful 16m x 12m barn just in time for the big day. After the event, the couple continued to bring their vision to life, fitting out the barn with three stables, a feed storage room, tack room, bathroom and kitchenette. Aside from the functional elements, the major feature visitors notice is the integrated barn doors sourced by the owners, which were seamlessly added into the Fair Dinkum design. The unique, finished structure is currently home to three horses cared for by Suzie and Phoebe, who now have the perfect venue to fully enjoy their passion.



“Our dream barn was perfect for the wedding! And the horses love it too!”

Ken & Suzie, Maudsland QLD





The barn project was designed to blend harmoniously with *Scarborough*, the century old Queenslander that had been moved onto the site 30 years earlier from Scarborough St, Southport. The home was modernised to suit the requirements of the couple and their lifestyle, while the exterior was also a focus, with improvements made to the 7.5-acre property, including a new garage, landscaping, a bocce court, fire pit and 40m x 20m dressage arena. *Sheds Galore* also coordinated the construction of the couple's new garage, incorporating a workshop, wine room, TV and lounge space.

The much-loved barn truly sets the scene of this boutique horse property. Ken, who conducts businesses across three continents, is working happily and remotely from this stunning regional location.

"We really wanted the barn to match the colour and style of the house, echoing the horizontal weatherboard exterior and neutral tones of the Hamptons country style," added Ken.

Set against the backdrop of the heritage home, this charming barn has captured the essence of a contemporary rural lifestyle.



Choose your profile

We've got you covered with roofing and wall cladding for any architectural style or application.

From residential sheds, garages, and patios through to large-scale rural, commercial and industrial developments, our profiles are built to Australian standards and fully tested.

Stramit® Corrugated Roof and Wall Cladding

A traditional roofing profile enhanced by modern materials and finishes.

Stramit Monoclad® Roof and Wall Cladding

A balanced design of water-carrying capacity, wind-load performance, and simple fixing.

Stramit SharpLine® Architectural Wall Cladding

A visually striking profile with tall, sharp ribs and flat pans.

Stramit K-Panel® Wall Sheeting

Wide cover cladding ideal for smaller buildings and sheds.

Stramit Longspan® Roof and Wall Cladding

Cost-effective and flexible design, suits cubed roofs and low roof pitches.

Stramit Monopanel® Wall Cladding

Concealed fixing and traditional lines that enhance your shed.



Get your **FREE** quote today! Call us on 1800 033 284

TURN IT UP OR
TURN IT DOWN.
LET'S PLAY WITH
YOUR DESIGN
AND REALLY
MAKE IT SING!





Choose your colours

COLORBOND® steel

The COLORBOND® steel range of designer colours offers a classic and contemporary palette to enhance the beauty of every build.

CLASSIC COLOURS

CLASSIC CREAM™	PAPERBARK®
PALE EUCALYPT®	COTTAGE GREEN®
MANOR RED®	DEEP OCEAN®
WOODLAND GREY®	NIGHT SKY®

COLORBOND® STEEL MATT

Create a softer, more subtle look with a true Matt finish.

SURFMIST® MATT	BASALT® MATT
MONUMENT® MATT	<i>Dune® Matt and Shale Grey™ Matt available on request.</i>

COLORBOND® ULTRA STEEL

More protection for buildings in coastal and industrial environments.

SURFMIST®	DUNE®
WINDSPRAY®	WALLABY®
WOODLAND GREY®	MONUMENT®

CONTEMPORARY COLOURS

SURFMIST®	SHALE GREY™
EVENING HAZE®	DUNE®
JASPER®	GULLY®
COVE®	MANGROVE®
WINDSPRAY®	WALLABY®
BASALT®	IRONSTONE®
TERRAIN®	MONUMENT®



The COLORBOND® steel colour swatches and images shown have been reproduced to represent actual product colours as accurately as possible. However, we recommend checking your chosen colour against an actual sample of the product before purchasing, as varying light conditions and limitations of the printing process may affect colour tones. COLORBOND® and ® colour names are registered trade marks of BlueScope Steel Limited. ™ colour names are trade marks of BlueScope Steel Limited. ABN 16 000 011 058.

Quality steel builds in a colour you'll love!





Choose your colours



SUPERDURA™ Stainless steel

More protection for buildings in severe coastal and industrial environments.

WINDSPRAY®

DUNE®

DEEP OCEAN®

SURFMIST®

SUPERDURA™ is a trade mark of BlueScope Steel Limited.
ABN 16 000 011 058.

UniCote® LUX

Create a unique textured finish with UniCote® LUX.

WEATHERD
IRON

ZINC GRAPHITE

ASHWOOD

SPECTRUM

PENTAGON

SILVER QUARTZ

Magnaflow®

Apply Magnaflow® sheeting to your steel building projects for more durability and protection in corrosive environments.

OFF WHITE

ARMOUR GREY

SLATE GREY

BIRCH

MONOLITH



Choose your **roof pitch**

WHY IS ROOF PITCH IMPORTANT?

Other than changing the look of your build, it could also make all the difference on how you use it.



5 DEGREES

for strong architectural lines on monopitch residential builds.



11 DEGREES

the go-to for traditional gable roofs.

Also available in skillion.



15 DEGREES

great for taller clearances and high rainfall areas.

Also available in skillion.



22 DEGREES

an all-weather performer and perfect for optimum solar panel performance.

Also available in skillion.



30 DEGREES

gives you more useable internal space and great for snowy conditions or heavy rainfall.



45 DEGREES

a rare, striking roof line often used for heritage builds.

WE'LL HELP YOU SELECT THE
RIGHT PITCH FOR YOUR NEEDS.



Choose your doors

Select from wind resistant, everyday or heavy duty options to suit your needs.

Taurean® doors are made with COLORBOND® steel and come with an optional Merlin® or Grifco® automatic door opener.



Windstrong® Windlocked roller door

Protection in high-force wind conditions.

Ideal for residential and commercial use with large access doors.

Weather protection with a flexible sealing strip along the bottom rail to prevent entry of dust and leaves.



Taurean® Prime Collection

Strong, reliable, and real value for your shed.

Rounded panels of high quality steel with sizes up to 3100mm high and 5400mm wide.

Multiple safety features and a balanced spring system that maximises performance 25,000 cycles – a lifetime of home use.



Novataur® commercial roller door

Boost security and add value with the strength and style of a Novataur® commercial roller door.

A heavy-duty bottom rail, the deepest profile in Australia, allows the door to run smoothly.

Specially designed drum wheel with plastic hub ensures smooth operation, plus the bottom rail wheel allows the door to run even more smoothly.

BY CHOOSING A TRUSTED TAUREAN®
DOOR SYSTEMS ROLLER DOOR,
YOU'RE CHOOSING A STRONG,
RELIABLE AND SAFE SOLUTION.





Choose your extras

Now customise your build with a range of extras to really make it yours!



Our community

For over a decade, we've proudly supported the Australian Men's Shed Association as the exclusive shed partner and provided direct funding and discounts to more than 150 local Men's Sheds throughout Australia.

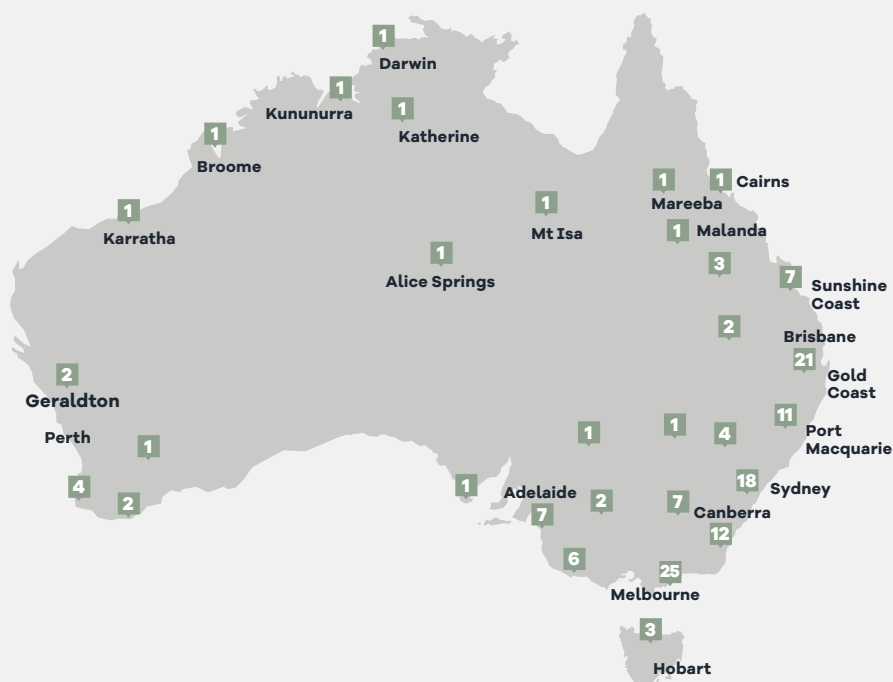
From hosting bbqs to recycling scrap materials, we encourage our network of branches to work closely with their local Men's Shed to build relationships and discuss opportunities on a local level. We also offer support through signage, online promotion, templates and other materials.

mensshed.org



Our network

We have a national network of experts in over 140 outlets nation-wide, with over 30 years' experience.



We proudly partner with some of the biggest names in the industry:



To find your local expert, visit fairdinkumbuilds.com.au

Become a franchisee

With us, you get:

- Strong brand presence and large market share
- A secure supply chain for your peace of mind
- Leading software & engineering solutions
- A sustainable business model with three levels of support
- An exclusive territory to maximise market opportunity
- A franchise that's part of Fletcher Building.



fairdinkumbuilds.com.au

To find our more call 1800 033 284

1 What is the purpose of the shed?

Boat or caravan storage?
Workshop or hobby space? An extra room for entertaining or achieving solitude?

Make sure you consider this up front as it could affect the council classification of the building with implications for future use.

Consider what lighting, water, electrical, access and security requirements will be required. Do you need extra height to house a boat or caravan?



Who will build it?

Do you want a kit you can build yourself, or will you need the services of a shed builder? If you plan to have the shed built, check what services your shed company provides, as some have in-house builders, whilst others use sub-contractors and assist with the project management. Either way, you should check their quality by asking to see testimonials or examples of their work.



When do you need it?

Researching, financing, ordering, delivering and building are only some of the steps in buying a shed or garage. You also need to consider council approval time and site preparation.

Talk to your Fair Dinkum Builds expert for advice on council approval needs in your specific area. They have the local contacts and information to help.

And with our advanced design and engineering software they can create plans and quotes to help expedite the process.



SHED SAFE
accredited

4 Make sure it's ShedSafe®

ShedSafe® accreditation means that all guidelines set out in the Building Code of Australia are adhered to in the design of your steel building, be it a shed, barn, garage or patio.



Get a site-specific design

Only some companies provide a garage or shed that is designed for the specific needs of your site. This can include topography, local wind speed, snow loading and level of importance - to name just a few specific requirements of the Building Code of Australia.

Fair Dinkum Builds can provide a Certificate of Compliance to give you evidence that the shed is engineered for your specific site. Ensure you ask any potential supplier if they can supply this document.



BUILDING BUYING GUIDELINES

We know how time consuming and confusing it can be when looking for a shed. So, to make this easier we have come up with these *Ten Guidelines* to help you.

6 Consider experience

Fair Dinkum brand is widely acknowledged as one of the largest Cold Formed Steel Building Networks in Australia.

With over 30 years experience and over 250,000 builds completed nationwide through our network of over 140 outlets, our experience speaks for itself.



Customise your shed

Fair Dinkum Builds designs can be customised to suit your needs without incurring additional design costs using our exclusive software. This allows you to change the design on the spot as well as incorporate options such as sliding or roller doors, PA doors, garaports, lean-tos, mezzanine floors and more.

7 Use a local expert

Buy local and you will be supporting a local businesses as well benefitting from their knowledge of local building conditions, council requirements and tradespeople. Your local outlet can provide the local information that makes a building project run more smoothly.



Compare quotes

Ensure you understand whether the price includes GST and delivery and get an itemised list of materials so you can compare quotes easily. Fair Dinkum Builds experts can also supply you with free designs, council plans and structural engineering calculations within minutes for most designs, thanks to our advanced design and engineering software.

10 Get council approval

Does your build require council approval? Have peace of mind knowing that if it does, your local Fair Dinkum outlet can help with the process. Even exempt steel buildings require engineering. It's also important for the future saleability of your property to ensure any shed you build complies with council regulations.

What's next?

You're just eight steps away from your new build...



Site visit

We'll assess your site and advise what might work best for your location.



Design and quote

We'll find out what you need and design it to suit. We'll then supply a quote for your consideration.



Planning and permits

We'll create to-spec and compliant plans of your design. We can work together to arrange all relevant building approvals.



Site prep and slab

It's important to prepare your site properly for your new build.



Kit supply

We manufacture your build in one of our Australia-wide sites and then transport to your site, ready for construction.



Construction

Whether you're DIY or engaging others, we strongly advise you always use licensed contractors. In some areas our stores can offer full installation.



Fit-outs and trades

You should also consider what light, water, electrical and security requirements you'll need. Depending on your design, other trades may be required.



Customer hand-over

All that's left to do is enjoy your new build! Plus you've got our 30-year system warranty for peace of mind.

Get started today!

Call your local expert
on 1800 033 284

ASK ABOUT OUR...

30-year warranty

We stand by our systems, and to prove it we've launched an industry leading 30-year warranty.



Get in touch

1800 033 284

fairdinkumbuilds.com.au



**GET THE
FREE APP!**



Design your own shed, garage, barn or carport today

- Adjust the size, roof pitch, colours & style of your design
- Add extras like skylights, doors, roller doors and more
- Submit your design and get a free quote
- Available on iOS, Android and Desktop

Proudly partnering with:



Colorbond®



**fair
dinkum
builds™**

for keeps™

© Stramit Corporation Pty Limited, ACN 005 010 195, Australia, 2021. FAIR DINKUM BUILDS™ is a trademark of Stramit Corporation Pty Limited, ACN 005 010 195, and is used under licence by FBHS (Aust) Pty Ltd, ACN 126 232 504, trading as Fair Dinkum Builds. A member of the Fletcher Building Group. Stramit® is a trade mark of Stramit Corporation Pty Limited ACN 57 005 010 195. ShedSafe® and the ShedSafe® logo are trade marks of Australian Steel Institute used with permission. COLORBOND® is a registered trade mark of BlueScope Steel Limited. ABN 16 000 011 058. FDB010_JUN21